

Form 990

Return of Organization Exempt From Income Tax

OMB No 1545-0047

Under section 501(c), 527, or 4947(a)(1) of the Internal Revenue Code (except black lung benefit trust or private foundation)

2007

Open to Public Inspection

Department of the Treasury Internal Revenue Service

The organization may have to use a copy of this return to satisfy state reporting requirements

A For the 2007 calendar year, or tax year beginning 01-01-2007 and ending 12-31-2007

- B Check if applicable: Address change, Name change, Initial return, Final return, Amended return, Application pending

Please use IRS label or print or type. See Specific Instructions.

C Name of organization: Commission on Accreditation of Rehabilitation Facilities. Number and street (or P O box if mail is not delivered to street address): 4891 East Grant Road. City or town, state or country, and ZIP + 4: Tucson, AZ 857122704

D Employer identification number

36-6149979

E Telephone number

(520) 325-1044

F Accounting method: Cash, Accrual

Other (specify)

Section 501(c)(3) organizations and 4947(a)(1) nonexempt charitable trusts must attach a completed Schedule A (Form 990 or 990-EZ).

H and I are not applicable to section 527 organizations

H(a) Is this a group return for affiliates? Yes No

H(b) If "Yes" enter number of affiliates

H(c) Are all affiliates included? Yes No (If "No," attach a list See instructions)

H(d) Is this a separate return filed by an organization covered by a group ruling? Yes No

I Group Exemption Number

M Check if the organization is not required to attach Sch B (Form 990, 990-EZ, or 990-PF)

G Web site: n/a

J Organization type (check only one): 501(c)(3)

K Check here if the organization is not a 509(a)(3) supporting organization and its gross receipts are normally not more than 25,000

L Gross receipts Add lines 6b, 8b, 9b, and 10b to line 12: 19,644,135


Part I Revenue, Expenses, and Changes in Net Assets or Fund Balances (See the instructions.)

Table with columns for Revenue, Expenses, and Net Assets. Rows include Contributions, Program service revenue, Membership dues, Interest on savings, Dividends, Gross rents, Other investment income, Gross amount from sales of assets, Special events, Gross sales of inventory, Other revenue, Total revenue, Program services, Management and general, Fundraising, Payments to affiliates, Total expenses, Excess or (deficit) for the year, Net assets at beginning/end of year.

**Part II Statement of Functional Expenses**

All organizations must complete column (A). Columns (B), (C), and (D) are required for section 501(c)(3) and (4) organizations and section 4947(a)(1) nonexempt charitable trusts but optional for others (See the instructions.)

Do not include amounts reported on line 6b, 8b, 9b, 10b, or 16 of Part I.

|   | (A) Total  | (B) Program services | (C) Management and general | (D) Fundraising |   |
|---|------------|----------------------|----------------------------|-----------------|---|
| <b>22a</b> Grants paid from donor advised funds (attach Schedule) (cash \$ _____ noncash \$ _____) If this amount includes foreign grants, check here <input type="checkbox"/>                  | <b>22a</b> |                      |                            |                 |   |
| <b>22b</b> Other grants and allocations (attach schedule) (cash \$ _____ noncash \$ _____) If this amount includes foreign grants, check here <input type="checkbox"/>                          | <b>22b</b> |                      |                            |                 |   |
| <b>23</b> Specific assistance to individuals (attach schedule)  | <b>23</b>  |                      |                            |                 |   |
| <b>24</b> Benefits paid to or for members (attach schedule)   | <b>24</b>  |                      |                            |                 |   |
| <b>25a</b> Compensation of current officers, directors, key employees etc. Listed in Part V-A (attach schedule)   | <b>25a</b> | 964,711              | 964,711                    |                 |   |
| <b>b</b> Compensation of former officers, directors, key employees etc. listed in Part V-B (attach schedule)  | <b>25b</b> |                      |                            |                 |   |
| <b>c</b> Compensation and other distributions not included above to disqualified persons (as defined under section 4958(f)(1)) and persons described in section 4958(c)(3)(B) (attach schedule) | <b>25c</b> |                      |                            |                 |   |
| <b>26</b> Salaries and wages of employees not included on lines 25a, b and c  | <b>26</b>  | 4,316,445            | 3,544,089                  | 772,356         |   |
| <b>27</b> Pension plan contributions not included on lines 25a, b and c   | <b>27</b>  |                      |                            |                 |   |
| <b>28</b> Employee benefits not included on lines 25a - 27  | <b>28</b>  | 1,041,845            | 867,929                    | 173,916         |   |
| <b>29</b> Payroll taxes   | <b>29</b>  | 339,107              | 256,622                    | 82,485          |   |
| <b>30</b> Professional fundraising fees   | <b>30</b>  |                      |                            |                 |   |
| <b>31</b> Accounting fees   | <b>31</b>  |                      |                            |                 |   |
| <b>32</b> Legal fees  | <b>32</b>  |                      |                            |                 |   |
| <b>33</b> Supplies  | <b>33</b>  | 83,908               | 34,041                     | 49,867          |   |
| <b>34</b> Telephone   | <b>34</b>  |                      |                            |                 |   |
| <b>35</b> Postage and shipping  | <b>35</b>  | 166,770              | 107,536                    | 59,234          |   |
| <b>36</b> Occupancy   | <b>36</b>  |                      |                            |                 |   |
| <b>37</b> Equipment rental and maintenance  | <b>37</b>  | 321,104              | 212,323                    | 108,781         |   |
| <b>38</b> Printing and publications   | <b>38</b>  |                      |                            |                 |   |
| <b>39</b> Travel  | <b>39</b>  | 4,894,207            | 4,801,410                  | 92,797          |   |
| <b>40</b> Conferences, conventions, and meetings  | <b>40</b>  | 490,433              | 490,433                    |                 |   |
| <b>41</b> Interest  | <b>41</b>  | 72,537               |                            | 72,537          |   |
| <b>42</b> Depreciation, depletion, etc. (attach schedule)    | <b>42</b>  | 317,361              | 251,223                    | 66,138          |   |
| <b>43</b> Other expenses not covered above (itemize)  |            |                      |                            |                 |   |
| <b>a</b> See Additional Data Table  | <b>43a</b> |                      |                            |                 |   |
| <b>b</b>  | <b>43b</b> |                      |                            |                 |   |
| <b>c</b>  | <b>43c</b> |                      |                            |                 |   |
| <b>d</b>  | <b>43d</b> |                      |                            |                 |   |
| <b>e</b>  | <b>43e</b> |                      |                            |                 |   |
| <b>f</b>  | <b>43f</b> |                      |                            |                 |   |
| <b>g</b>  | <b>43g</b> |                      |                            |                 |   |
| <b>44</b> Total functional expenses. Add lines 22a through 43g (Organizations completing columns (B)-(D), carry these totals to lines 13-15)  | <b>44</b>  | 16,333,946           | 12,662,551                 | 3,671,395       | 0 |

**Joint Costs.** Check  if you are following SOP 98-2

Are any joint costs from a combined educational campaign and fundraising solicitation reported in (B) Program services?  Yes  No

If "Yes," enter (i) the aggregate amount of these joint costs \$ \_\_\_\_\_, (ii) the amount allocated to Program services \$ \_\_\_\_\_, (iii) the amount allocated to Management and general \$ \_\_\_\_\_, and (iv) the amount allocated to Fundraising \$ \_\_\_\_\_






**Part III Statement of Program Service Accomplishments (See the instructions.)**

Form 990 is available for public inspection and, for some people, serves as the primary or sole source of information about a particular organization. How the public perceives an organization in such cases may be determined by the information presented on its return. Therefore, please make sure the return is complete and accurate and fully describes, in Part III, the organization's programs and accomplishments.

| What is the organization's primary exempt purpose? <b>►</b> educational-standards development and accreditation of rehabilitation programs<br>All organizations must describe their exempt purpose achievements in a clear and concise manner. State the number of clients served, publications issued, etc. Discuss achievements that are not measurable. (Section 501(c)(3) and (4) organizations and 4947(a)(1) nonexempt charitable trusts must also enter the amount of grants and allocations to others.) | <b>Program Service Expenses</b><br>(Required for 501(c)(3) and (4) orgs, and 4947(a)(1) trusts, but optional for others.) |
|---|---|
| <b>a</b> STANDARDS DEVELOPMENT AND ACCREDITATION OF REHABILITATION PROGRAMS<br><br>(Grants and allocations \$ ) If this amount includes foreign grants, check here <input type="checkbox"/>   | 12,662,551  |
| <b>b</b><br><br>(Grants and allocations \$ ) If this amount includes foreign grants, check here <input type="checkbox"/>  |   |
| <b>c</b><br><br>(Grants and allocations \$ ) If this amount includes foreign grants, check here <input type="checkbox"/>  |   |
| <b>d</b><br><br>(Grants and allocations \$ ) If this amount includes foreign grants, check here <input type="checkbox"/>  |   |
| <b>e</b> Other program services (attach schedule)<br>(Grants and allocations \$ ) If this amount includes foreign grants, check here <input type="checkbox"/>   |   |
| <b>f Total of Program Service Expenses</b> (should equal line 44, column (B), Program services) . . . . <input type="checkbox"/>  | 12,662,551  |

**Part IV Balance Sheets (See the instructions.)**

**Note:** Where required, attached schedules and amounts within the description column should be for end-of-year amounts only.

|  |   | <b>(A)</b>  |  | <b>(B)</b>  |         |
|--|---|---|--|-------------|---------|
|  |   | Beginning of year   |  | End of year |         |
| <b>Assets</b>  | <b>45</b> Cash—non-interest-bearing . . . . .   |   | <b>45</b>  |             |         |
|  | <b>46</b> Savings and temporary cash investments . . . . .  | 8,338,203   | <b>46</b>  | 9,683,467   |         |
|  | <b>47a</b> Accounts receivable . . . . .  | <b>47a</b> 207,706  |  |             |         |
|  | <b>b</b> Less allowance for doubtful accounts . . . . .   | <b>47b</b>  | 137,904  | <b>47c</b>  | 207,706 |
|  | <b>48a</b> Pledges receivable . . . . .   | <b>48a</b>  |  |             |         |
|  | <b>b</b> Less allowance for doubtful accounts . . . . .   | <b>48b</b>  |  | <b>48c</b>  |         |
|  | <b>49</b> Grants receivable . . . . .   | 185,476   | <b>49</b>  | 85,065      |         |
|  | <b>50a</b> Receivables from current and former officers, directors, trustees, and key employees (attach schedule) . . . . .   |   | <b>50a</b>   |             |         |
|  | <b>b</b> Receivables from other disqualified persons (as defined under section 4958(c)(3)(B) (attach schedule) . . . . .  |   | <b>50b</b>   |             |         |
|  | <b>51a</b> Other notes and loans receivable (attach schedule) . . . . .   | <b>51a</b>  |  |             |         |
|  | <b>b</b> Less allowance for doubtful accounts . . . . .   | <b>51b</b>  |  | <b>51c</b>  |         |
|  | <b>52</b> Inventories for sale or use . . . . .   |   | <b>52</b>  |             |         |
|  | <b>53</b> Prepaid expenses and deferred charges . . . . .   | 137,315   | <b>53</b>  | 353,678     |         |
|  | <b>54a</b> Investments—publicly-traded securities <input type="checkbox"/> Cost <input checked="" type="checkbox"/> FMV . . . . .   | 2,249,691   | <b>54a</b>   | 2,313,475   |         |
|  | <b>b</b> Investments—other securities (attach schedule) <input type="checkbox"/> Cost <input type="checkbox"/> FMV . . . . .  |   | <b>54b</b>   |             |         |
|  | <b>55a</b> Investments—land, buildings, and equipment basis . . . . .   | <b>55a</b>  |  |             |         |
|  | <b>b</b> Less accumulated depreciation (attach schedule) . . . . .  | <b>55b</b>  |  | <b>55c</b>  |         |
|  | <b>56</b> Investments—other (attach schedule) . . . . .   | 2,444,422   | <b>56</b>   | 2,650,508   |         |
|  | <b>57a</b> Land, buildings, and equipment basis . . . . .   | <b>57a</b> 5,630,476  |  |             |         |
| <b>b</b> Less accumulated depreciation (attach schedule) . . . . .   | <b>57b</b> 2,968,603  | 2,928,446   | <b>57c</b>  | 2,661,873   |         |
| <b>58</b> Other assets, including program-related investments (describe <input type="checkbox"/> _____ ) . . . . . | 588,464   | <b>58</b>  | 1,229,534  |             |         |
| <b>59 Total assets</b> (must equal line 74) Add lines 45 through 58 . . . . .                                      | 17,009,921  | <b>59</b>   | 19,185,306   |             |         |
| <b>Liabilities</b>   | <b>60</b> Accounts payable and accrued expenses . . . . .   | 769,014   | <b>60</b>  | 990,688     |         |
|  | <b>61</b> Grants payable . . . . .  |   | <b>61</b>  |             |         |
|  | <b>62</b> Deferred revenue . . . . .  | 3,201,263   | <b>62</b>  | 2,544,176   |         |
|  | <b>63</b> Loans from officers, directors, trustees, and key employees (attach schedule) . . . . .   |   | <b>63</b>  |             |         |
|  | <b>64a</b> Tax-exempt bond liabilities (attach schedule) . . . . .  |   | <b>64a</b>   |             |         |
|  | <b>b</b> Mortgages and other notes payable (attach schedule) . . . . .  | 963,013   | <b>64b</b>  | 866,374     |         |
|  | <b>65</b> Other liabilities (describe <input type="checkbox"/> _____ ) . . . . .  | 0   | <b>65</b>   | 666,289     |         |
| <b>66 Total liabilities</b> Add lines 60 through 65 . . . . .  | 4,933,290   | <b>66</b>   | 5,067,527  |             |         |
| <b>Net Assets or Fund Balances</b>   | <b>Organizations that follow SFAS 117, check here <input checked="" type="checkbox"/> and complete lines 67 through 69 and lines 73 and 74</b>  |   |  |             |         |
|  | <b>67</b> Unrestricted . . . . .  | 12,076,631  | <b>67</b>  | 14,117,779  |         |
|  | <b>68</b> Temporarily restricted . . . . .  |   | <b>68</b>  |             |         |
|  | <b>69</b> Permanently restricted . . . . .  |   | <b>69</b>  |             |         |
|  | <b>Organizations that do not follow SFAS 117, check here <input type="checkbox"/> and complete lines 70 through 74</b>  |   |  |             |         |
|  | <b>70</b> Capital stock, trust principal, or current funds . . . . .  |   | <b>70</b>  |             |         |
|  | <b>71</b> Paid-in or capital surplus, or land, building, and equipment fund . . . . .   |   | <b>71</b>  |             |         |
|  | <b>72</b> Retained earnings, endowment, accumulated income, or other funds . . . . .  |   | <b>72</b>  |             |         |
|  | <b>73 Total net assets or fund balances</b> Add lines 67 through 69 <b>or</b> lines 70 through 72 (Column (A) <b>must</b> equal line 19 and column (B) <b>must</b> equal line 21) . . . . . | 12,076,631  | <b>73</b>  | 14,117,779  |         |
|  | <b>74 Total liabilities and net assets / fund balances</b> Add lines 66 and 73 . . . . .  | 17,009,921  | <b>74</b>  | 19,185,306  |         |

**Part IV-A Reconciliation of Revenue per Audited Financial Statements With Revenue per Return** (See the instructions.)

|          |  |           |            |
|----------|--|-----------|------------|
| <b>a</b> | Total revenue, gains, and other support per audited financial statements . . . . . | <b>a</b>  | 18,898,795 |
| <b>b</b> | Amounts included on line <b>a</b> but not on Part I, line 12                       |           |            |
| <b>1</b> | Net unrealized gains on investments . . . . .                                      | <b>b1</b> | 24,984     |
| <b>2</b> | Donated services and use of facilities . . . . .                                   | <b>b2</b> |            |
| <b>3</b> | Recoveries of prior year grants . . . . .  | <b>b3</b> |            |
| <b>4</b> | Other (specify) _____  | <b>b4</b> | -26,684    |
|          | Add lines <b>b1</b> through <b>b4</b> . . . . .                                    | <b>b</b>  | -1,700     |
| <b>c</b> | Subtract line <b>b</b> from line <b>a</b> . . . . .                                | <b>c</b>  | 18,900,495 |
| <b>d</b> | Amounts included on Part I, line 12, but not on line <b>a</b> :                    |           |            |
| <b>1</b> | Investment expenses not included on Part I, line 6b . . . . .                      | <b>d1</b> |            |
| <b>2</b> | Other (specify) _____  | <b>d2</b> |            |
|          | Add lines <b>d1</b> and <b>d2</b> . . . . .  | <b>d</b>  | -1,700     |
| <b>e</b> | <b>Total revenue</b> (Part I, line 12) Add lines <b>c</b> and <b>d</b> . . . . .   | <b>e</b>  | 18,900,495 |

**Part IV-B Reconciliation of Expenses per Audited Financial Statements With Expenses per Return**

|          |   |           |            |
|----------|---|-----------|------------|
| <b>a</b> | Total expenses and losses per audited financial statements . . . . .              | <b>a</b>  | 16,307,262 |
| <b>b</b> | Amounts included on line <b>a</b> but not on Part I, line 17                      |           |            |
| <b>1</b> | Donated services and use of facilities . . . . .                                  | <b>b1</b> |            |
| <b>2</b> | Prior year adjustments reported on Part I, line 20 . . . . .                      | <b>b2</b> |            |
| <b>3</b> | Losses reported on Part I, line 20 . . . . .                                      | <b>b3</b> |            |
| <b>4</b> | Other (specify) _____   | <b>b4</b> | -26,684    |
|          | Add lines <b>b1</b> through <b>b4</b> . . . . .                                   | <b>b</b>  | -26,684    |
| <b>c</b> | Subtract line <b>b</b> from line <b>a</b> . . . . .                               | <b>c</b>  | 16,333,946 |
| <b>d</b> | Amounts included on Part I, line 17, but not on line <b>a</b> :                   |           |            |
| <b>1</b> | Investment expenses not included on Part I, line 6b . . . . .                     | <b>d1</b> |            |
| <b>2</b> | Other (specify) _____   | <b>d2</b> |            |
|          | Add lines <b>d1</b> and <b>d2</b> . . . . .                                       | <b>d</b>  |            |
| <b>e</b> | <b>Total expenses</b> (Part I, line 17) Add lines <b>c</b> and <b>d</b> . . . . . | <b>e</b>  | 16,333,946 |

**Part V-A Current Officers, Directors, Trustees, and Key Employees** (List each person who was an officer, director, trustee, or key employee at any time during the year even if they were not compensated.) (See the instructions.)

| (A) Name and address      | (B) Title and average hours per week devoted to position | (C) Compensation (If not paid, enter -0-.) | (D) Contributions to employee benefit plans & deferred compensation plans | (E) Expense account and other allowances |
|---------------------------|--|--|---|--|
| See Additional Data Table |  |  |   |  |
|                           |  |  |   |  |
|                           |  |  |   |  |
|                           |  |  |   |  |
|                           |  |  |   |  |
|                           |  |  |   |  |
|                           |  |  |   |  |
|                           |  |  |   |  |
|                           |  |  |   |  |
|                           |  |  |   |  |



**Part VI Other Information (continued)**

|  |  | Yes        | No  |
|--|--|------------|-----|
| <b>82a</b>   | Did the organization receive donated services or the use of materials, equipment, or facilities at no charge or at substantially less than fair rental value? . . . . .  |            | No  |
| <b>b</b>   | If "Yes," you may indicate the value of these items here. Do not include this amount as revenue in Part I or as an expense in Part II. (See instructions in Part III) . . . . .  | <b>82b</b> |     |
| <b>83a</b>   | Did the organization comply with the public inspection requirements for returns and exemption applications?  | Yes        |     |
| <b>b</b>   | Did the organization comply with the disclosure requirements relating to quid pro quo contributions? . . . . .   | Yes        |     |
| <b>84a</b>   | Did the organization solicit any contributions or gifts that were not tax deductible? . . . . .  |            | No  |
| <b>b</b>   | If "Yes," did the organization include with every solicitation an express statement that such contributions or gifts were not tax deductible? . . . . .  |            |     |
| <b>85</b>  | <b>501(c)(4), (5), or (6) organizations.</b> <b>a</b> Were substantially all dues nondeductible by members? . . . . .  |            |     |
| <b>b</b>   | Did the organization make only in-house lobbying expenditures of \$2,000 or less? . . . . .  |            |     |
| If "Yes," was answered to either 85a or 85b, <b>do not</b> complete 85c through 85h below unless the organization received a waiver for proxy tax owed the prior year. |  |            |     |
| <b>c</b>   | Dues assessments, and similar amounts from members . . . . .   | <b>85c</b> |     |
| <b>d</b>   | Section 162(e) lobbying and political expenditures . . . . .   | <b>85d</b> |     |
| <b>e</b>   | Aggregate nondeductible amount of section 6033(e)(1)(A) dues notices . . . . .   | <b>85e</b> |     |
| <b>f</b>   | Taxable amount of lobbying and political expenditures (line 85d less 85e) . . . . .  | <b>85f</b> |     |
| <b>g</b>   | Does the organization elect to pay the section 6033(e) tax on the amount on line 85f? . . . . .  | <b>85g</b> |     |
| <b>h</b>   | If section 6033(e)(1)(A) dues notices were sent, does the organization agree to add the amount on line 85f to its reasonable estimate of dues allocable to nondeductible lobbying and political expenditures for the following tax year? . . . . .                             | <b>85h</b> |     |
| <b>86</b>  | <b>501(c)(7) orgs.</b> Enter <b>a</b> Initiation fees and capital contributions included on line 12  | <b>86a</b> |     |
| <b>b</b>   | Gross receipts, included on line 12, for public use of club facilities . . . . .   | <b>86b</b> |     |
| <b>87</b>  | <b>501(c)(12) orgs.</b> Enter <b>a</b> Gross income from members or shareholders . . . . .   | <b>87a</b> |     |
| <b>b</b>   | Gross income from other sources (Do not net amounts due or paid to other sources against amounts due or received from them) . . . . .  | <b>87b</b> |     |
| <b>88a</b>   | At any time during the year, did the organization own a 50% or greater interest in a taxable corporation or partnership, or an entity disregarded as separate from the organization under Regulations sections 301.7701-2 and 301.7701-3? If "Yes," complete Part IX . . . . . |            | No  |
| <b>b</b>   | At any time during the year, did the organization directly or indirectly own a controlled entity within the meaning of section 512(b)(13)? If yes complete Part XI . . . . .   |            | Yes |
| <b>89a</b>   | <b>501(c)(3) organizations</b> Enter Amount of tax imposed on the organization during the year under section 4911 <input type="text" value="0"/> , section 4912 <input type="text" value="0"/> , section 4955 <input type="text" value="0"/> . . . . .                         |            |     |
| <b>b</b>   | <b>501(c)(3) and 501(c)(4) orgs.</b> Did the organization engage in any section 4958 excess benefit transaction during the year or did it become aware of an excess benefit transaction from a prior year? If "Yes," attach a statement explaining each transaction . . . . .  | <b>89b</b> | No  |
| <b>c</b>   | Enter Amount of tax imposed on the organization managers or disqualified persons during the year under sections 4912, 4955, and 4958 . . . . .   |            | 0   |
| <b>d</b>   | Enter Amount of tax on line 89c, above, reimbursed by the organization . . . . .   |            |     |
| <b>e</b>   | <b>All organizations.</b> At any time during the tax year was the organization a party to a prohibited tax shelter transaction? . . . . .  | <b>89e</b> | No  |
| <b>f</b>   | <b>All organizations.</b> Did the organization acquire direct or indirect interest in any applicable insurance contract? . . . . .   | <b>89f</b> | No  |
| <b>g</b>   | <b>For supporting organizations and sponsoring organizations maintaining donor advised funds.</b> Did the supporting organization, or a fund maintained by a sponsoring organization, have excess business holdings at any time during the year? . . . . .                     | <b>89g</b> | No  |
| <b>90a</b>   | List the states with which a copy of this return is filed <input type="text" value="AZ"/> . . . . .  |            |     |
| <b>b</b>   | Number of employees employed in the pay period that includes March 12, 2007 (See instructions) . . . . .   | <b>90b</b> | 714 |
| <b>91a</b>   | The books are in care of <input type="text" value="CORPORATION"/> Telephone no <input type="text" value="(520) 325-1044"/><br>4891 EAST GRANT Road<br>Located at <input type="text" value="Tucson, AZ"/> ZIP + 4 <input type="text" value="85712"/>                            |            |     |
| <b>b</b>   | At any time during the calendar year, did the organization have an interest in or a signature or other authority over a financial account in a foreign country (such as a bank account, securities account, or other financial account)? . . . . .                             | <b>91b</b> | Yes |
| If "Yes," enter the name of the foreign country <input type="text" value="CA"/>  |  |            |     |
| See the instructions for exceptions and filing requirements for <b>Form TD F 90-22.1</b> , Report of Foreign Bank and Financial Accounts                               |  |            |     |

**Part VI Other Information (continued)**

**c** At any time during the calendar year, did the organization maintain an office outside of the United States? **91c**  Yes  No

If "Yes," enter the name of the foreign country  \_\_\_\_\_

**92** Section 4947(a)(1) nonexempt charitable trusts filing Form 990 in lieu of Form 1041—Check here  and enter the amount of tax-exempt interest received or accrued during the tax year **92**

**Part VII Analysis of Income-Producing Activities (See the instructions.)**

**Note:** Enter gross amounts unless otherwise indicated.

|  | Unrelated business income |               | Excluded by section 512, 513, or 514 |               | (E)<br>Related or<br>exempt function<br>income |
|--|---------------------------|---------------|--------------------------------------|---------------|--|
|  | (A)<br>Business<br>code   | (B)<br>Amount | (C)<br>Exclusion<br>code             | (D)<br>Amount |  |
| <b>93</b> Program service revenue                                    |                           |               |                                      |               |  |
| <b>a</b> other income  |                           |               |                                      |               | 786,061  |
| <b>b</b> publication income  |                           |               |                                      |               | 1,497,806                                      |
| <b>c</b> seminar & conference  |                           |               |                                      |               | 890,639  |
| <b>d</b> survey fees   |                           |               |                                      |               | 13,933,042                                     |
| <b>e</b> _____   |                           |               |                                      |               |  |
| <b>f</b> Medicare/Medicaid payments . . . . .                        |                           |               |                                      |               |  |
| <b>g</b> Fees and contracts from government agencies                 |                           |               |                                      |               |  |
| <b>94</b> Membership dues and assessments . . . . .                  |                           |               |                                      |               | 71,000   |
| <b>95</b> Interest on savings and temporary cash investments         |                           |               | 14                                   | 434,545       |  |
| <b>96</b> Dividends and interest from securities . . . . .           |                           |               | 14                                   | 170,692       |  |
| <b>97</b> Net rental income or (loss) from real estate               |                           |               |                                      |               |  |
| <b>a</b> debt-financed property . . . . .                            |                           |               |                                      |               |  |
| <b>b</b> non debt-financed property . . . . .                        |                           |               |                                      |               |  |
| <b>98</b> Net rental income or (loss) from personal property         |                           |               |                                      |               |  |
| <b>99</b> Other investment income . . . . .                          |                           |               |                                      |               |  |
| <b>100</b> Gain or (loss) from sales of assets other than inventory  |                           |               | 18                                   | 100,877       |  |
| <b>101</b> Net income or (loss) from special events . . . . .        |                           |               |                                      |               |  |
| <b>102</b> Gross profit or (loss) from sales of inventory            |                           |               |                                      |               |  |
| <b>103</b> Other revenue <b>a</b> _____                              |                           |               |                                      |               |  |
| <b>b</b> _____   |                           |               |                                      |               |  |
| <b>c</b> _____   |                           |               |                                      |               |  |
| <b>d</b> _____   |                           |               |                                      |               |  |
| <b>e</b> _____   |                           |               |                                      |               |  |
| <b>104</b> Subtotal (add columns (B), (D), and (E)) . . . . .        |                           |               |                                      | 706,114       | 17,178,548                                     |
| <b>105</b> Total (add line 104, columns (B), (D), and (E)) . . . . . |                           |               |                                      |               | 17,884,662                                     |

**Note:** Line 105 plus line 1e, Part I, should equal the amount on line 12, Part I.

**Part VIII Relationship of Activities to the Accomplishment of Exempt Purposes (See the instructions.)**

| Line No. | Explain how each activity for which income is reported in column (E) of Part VII contributed importantly to the accomplishment of the organization's exempt purposes (other than by providing funds for such purposes) |
|----------|--|
|          | See Additional Data Table  |
|          |  |
|          |  |

**Part IX Information Regarding Taxable Subsidiaries and Disregarded Entities (See the instructions.)**

| (A)<br>Name, address, and EIN of corporation,<br>partnership, or disregarded entity | (B)<br>Percentage of<br>ownership interest | (C)<br>Nature of activities | (D)<br>Total income | (E)<br>End-of-year<br>assets |
|---|--|-----------------------------|---------------------|------------------------------|
|   | %  |                             |                     |                              |
|   | %  |                             |                     |                              |
|   | %  |                             |                     |                              |
|   | %  |                             |                     |                              |

**Part X Information Regarding Transfers Associated with Personal Benefit Contracts (See the instructions.)**

**(a)** Did the organization, during the year, receive any funds, directly or indirectly, to pay premiums on a personal benefit contract?  Yes  No

**(b)** Did the organization, during the year, pay premiums, directly or indirectly, on a personal benefit contract?  Yes  No

**NOTE:** If "Yes" to (b), file Form 8870 and Form 4720 (see instructions).



**Part XI Information Regarding Transfers To and From Controlled Entities** *Complete only if the organization is a controlling organization as defined in section 512(b)(13)*

**106** Did the reporting organization **make** any transfers **to** a controlled entity as defined in section 512(b)(13) of the Code? If "Yes," complete the schedule below for each controlled entity

|            |           |
|------------|-----------|
| <b>Yes</b> | <b>No</b> |
|            | No        |

|               | (A)<br>Name and address of each controlled entity | (B)<br>Employer Identification Number | (C)<br>Description of transfer | (D)<br>Amount of transfer |
|---------------|---|---------------------------------------|--------------------------------|---------------------------|
| a             |   |                                       |                                |                           |
| b             |   |                                       |                                |                           |
| c             |   |                                       |                                |                           |
| <b>Totals</b> |   |                                       |                                | 0                         |

**107** Did the reporting organization **receive** any transfers **from** a controlled entity as defined in section 512(b)(13) of the Code? If "Yes," complete the schedule below for each controlled entity

|            |           |
|------------|-----------|
| <b>Yes</b> | <b>No</b> |
| Yes        |           |

|               | (A)<br>Name and address of each controlled entity                             | (B)<br>Employer Identification Number | (C)<br>Description of transfer   | (D)<br>Amount of transfer |
|---------------|---|---------------------------------------|--|---------------------------|
| a             | CARF Canada<br>10665 Jasper Ave Suite 1400A<br>Edmonton, Alberta T5J3S9<br>CA | 852254937                             | The transfer from CARF-Canada, Inc was in payment of management and licensure fees | 397,804                   |
| <b>Totals</b> |   |                                       |  | 397,804                   |

**108** Did the organization have a binding written contract in effect on August 17, 2006 covering the interests, rents, royalties and annuities described in question 107 above?

|            |           |
|------------|-----------|
| <b>Yes</b> | <b>No</b> |
|            | No        |

**Please Sign Here**

Under penalties of perjury, I declare that I have examined this return, including accompanying schedules and statements, and to the best of my knowledge and belief, it is true, correct, and complete. Declaration of preparer (other than officer) is based on all information of which preparer has any knowledge.

|   |                    |
|---|--------------------|
| *****<br>Signature of officer   | 2008-10-30<br>Date |
| Cindy Johnson Chief Resource Strategic Dev Office<br>Type or print name and title |                    |

**Paid Preparer's Use Only**

|   |      |  |   |
|---|------|--|---|
| Preparer's signature  | Date | Check if self-employed <input checked="" type="checkbox"/> | Preparer's SSN or PTIN (See Gen Inst W) |
| Firm's name (or yours if self-employed), address, and ZIP + 4<br>Regier Carr & Monroe LLP<br>4801 E Broadway Blvd Suite 501<br>Tucson, AZ 857113609 |      |  | EIN                                     |
|   |      |  | Phone no (520) 624-8229                 |

**SCHEDULE A  
(Form 990 or  
990EZ)**

**Organization Exempt Under Section 501(c)(3)**

(Except Private Foundation) and Section 501(e), 501(f), 501(k),  
501(n), or 4947(a)(1) Nonexempt Charitable Trust

**Supplementary Information—(See separate instructions.)**

**MUST be completed by the above organizations and attached to their Form 990 or 990-EZ**

**2007**

Department of the  
Treasury  
Internal Revenue  
Service

Name of the organization  
Commission on Accreditation of  
Rehabilitation Facilities

**Employer identification number**

36-6149979

**Part I Compensation of the Five Highest Paid Employees Other Than Officers, Directors, and Trustees**

(See page 1 of the instructions. List each one. If there are none, enter "None.")

| (a) Name and address of each employee paid more than \$50,000 | (b) Title and average hours per week devoted to position | (c) Compensation | (d) Contributions to employee benefit plans & deferred compensation | (e) Expense account and other allowances |
|---|--|------------------|---|--|
| Christine Macdonell<br>4891 E Grant Rd<br>Tucson, AZ 85712    | Managing Director<br>40 00                               | 104,745          | 38,497  | 0  |
| Sue Matthieson<br>4891 E Grant Rd<br>Tucson, AZ 85712         | Managing Director<br>40 00                               | 91,923           | 25,803  | 0  |
| Paul Andrew<br>4891 E Grant Rd<br>Tucson, AZ 85712            | Managing Dire<br>40 00                                   | 108,659          | 30,224  | 0  |
| Nikki Migas<br>4891 E Grant Rd<br>Tucson, AZ 85712            | Managing Director<br>40 00                               | 102,087          | 36,112  | 0  |
| Di Shen<br>4891 E Grant Rd<br>Tucson, AZ 85712                | Managing Director<br>40 00                               | 90,780           | 31,803  | 0  |
| Total number of other employees paid over \$50,000            | 0  |                  |   |  |

**Part II-A Compensation of the Five Highest Paid Independent Contractors for Professional Services**

(See page 2 of the instructions. List each one (whether individual or firms). If there are none, enter "None.")

| (a) Name and address of each independent contractor paid more than \$50,000 | (b) Type of service   | (c) Compensation |
|---|-----------------------|------------------|
| powers pyle sutter verville PC<br>1501 M St NW<br>Washington, DC 20005      | professional services | 80,314           |
|   |                       |                  |
|   |                       |                  |
|   |                       |                  |
|   |                       |                  |
|   |                       |                  |
| Total number of others receiving over \$50,000 for professional services    |                       |                  |

**Part II-B Compensation of the Five Highest Paid Independent Contractors for Other Services**

(List each contractor who performed services other than professional services, whether individual or firms. If there are none, enter "None". See page 2 for instructions.)

| (a) Name and address of each independent contractor paid more than \$50,000  | (b) Type of service | (c) Compensation |
|--|---------------------|------------------|
| None   |                     |                  |
|  |                     |                  |
|  |                     |                  |
|  |                     |                  |
|  |                     |                  |
|  |                     |                  |
| Total number of other contractors receiving over \$50,000 for other services |                     |                  |

**Part III Statements About Activities** (See page 2 of the instructions.)

**Yes No**

|  |           |     |    |
|--|-----------|-----|----|
| <p><b>1</b> During the year, has the organization attempted to influence national, state, or local legislation, include any attempt to influence public opinion on a legislative matter or referendum? If "Yes," enter the total expenses paid or incurred in connection with the lobbying activities ►\$ _____ (Must equal amounts on line 38, Part VI-A, or line 1 of Part VI-B )</p> <p>Organizations that made an election under section 501(h) by filing Form 5768 must complete Part VI-A Other organizations checking "Yes" must complete Part VI-B AND attach a statement giving a detailed description of the lobbying activities</p> | <b>1</b>  |     | No |
| <p><b>2</b> During the year, has the organization, either directly or indirectly, engaged in any of the following acts with any substantial contributors, trustees, directors, officers, creators, key employees, or members of their families, or with any taxable organization with which any such person is affiliated as an officer, director, trustee, majority owner, or principal beneficiary? (If the answer to any question is "Yes," attach a detailed statement explaining the transactions.)</p> <p><b>a</b> Sale, exchange, or leasing property?</p>  | <b>2a</b> |     | No |
| <p><b>b</b> Lending of money or other extension of credit?</p>   | <b>2b</b> |     | No |
| <p><b>c</b> Furnishing of goods, services, or facilities?</p>  | <b>2c</b> |     | No |
| <p><b>d</b> Payment of compensation (or payment or reimbursement of expenses if more than \$1,000)?</p>  | <b>2d</b> | Yes |    |
| <p><b>e</b> Transfer of any part of its income or assets?</p>  | <b>2e</b> |     | No |
| <p><b>3a</b> Did the organization make grants for scholarships, fellowships, student loans, etc ? (If "Yes," attach an explanation of how the organization determines that recipients qualify to receive payments )</p>  | <b>3a</b> |     | No |
| <p><b>b</b> Did the organization have a section 403(b) annuity plan for its employees?</p>   | <b>3b</b> |     | No |
| <p><b>c</b> Did the organization receive or hold an easement for conservation purposes, including easements to preserve open space, the environment , historic land areas or structures? If "Yes" attach a detailed statement</p>  | <b>3c</b> |     | No |
| <p><b>d</b> Did the organization provide credit counseling, debt management, credit repair, or debt negotiation services?</p>  | <b>3d</b> |     | No |
| <p><b>4a</b> Did the organization maintain any donor advised funds? If "Yes," complete lines 4b through 4g If "No," complete lines 4f and 4g</p>   | <b>4a</b> |     | No |
| <p><b>b</b> Did the organization make any taxable distributions under section 4966?</p>  | <b>4b</b> |     |    |
| <p><b>c</b> Did the organization make a distribution to a donor, donor advisor, or related person?</p>   | <b>4c</b> |     |    |
| <p><b>d</b> Enter the total number of donor advised funds owned at the end of the tax year</p>   |           |     |    |
| <p><b>e</b> Enter the aggregate value of assets held in all donor advised funds owned at the end of the tax year</p>   |           |     |    |
| <p><b>f</b> Enter the total number of separate funds or accounts owned at the end of the tax year (excluding donor advised funds included on line 4d) where donors have the right to provide advice on the distribution or investment of amounts in such funds or accounts</p>   |           | 0   |    |
| <p><b>g</b> Enter the aggregate value of assets held in all funds or accounts included on line 4f at the end of the tax year</p>   |           | 0   |    |

**Part IV Reason for Non-Private Foundation Status** (See pages 4 through 7 of the instructions.)I certify that the organization is not a private foundation because it is (Please check only **ONE** applicable box )

- 5**  A church, convention of churches, or association of churches Section 170(b)(1)(A)(i)
- 6**  A school Section 170(b)(1)(A)(ii) (Also complete Part V )
- 7**  A hospital or a cooperative hospital service organization Section 170(b)(1)(A)(iii)
- 8**  A federal, state, or local government or governmental unit Section 170(b)(1)(A)(v)
- 9**  A medical research organization operated in conjunction with a hospital Section 170(b)(1)(A)(iii) **Enter the hospital's name, city, and state** ▶ \_\_\_\_\_
- 10**  An organization operated for the benefit of a college or university owned or operated by a governmental unit Section 170(b)(1)(A)(iv) (Also complete the **Support Schedule** in Part IV-A)
- 11a**  An organization that normally receives a substantial part of its support from a governmental unit or from the general public Section 170(b)(1)(A)(vi) (Also complete the **Support Schedule** in Part IV-A)
- 11b**  A community trust Section 170(b)(1)(A)(vi) (Also complete the **Support Schedule** in Part IV-A)
- 12**  An organization that normally receives **(1) more than 33 1/3%** of its support from contributions, membership fees, and gross receipts from activities related to its charitable, etc , functions—subject to certain exceptions, and **(2) no more than 33 1/3%** of its support from gross investment income and unrelated business taxable income (less section 511 tax) from businesses acquired by the organization after June 30, 1975 See section 509(a)(2) (Also complete the **Support Schedule** in Part IV-A )
- 13**  An organization that is not controlled by any disqualified persons (other than foundation managers) and otherwise meets the requirements of section 509(a)(3) Check the box that describes the type of supporting organization
- Type I     Type II     Type III - Functionally Integrated     Type III - Other

**Provide the following information about the supported organizations. (see page 7 of the instructions.)**

| (a)<br>Name(s) of supported organization(s) | (b)<br>Employer<br>identification<br>number | (c)<br>Type of<br>organization<br>(described in<br>lines 5 through<br>12 above or<br>IRC section) | (d)<br>Is the supported<br>organization listed in the<br>supporting organization's<br>governing documents? |    | (e)<br>Amount of<br>support? |
|---|---|---|--|----|------------------------------|
|   |   |   | Yes  | No |                              |
|   |   |   |  |    |                              |
|   |   |   |  |    |                              |
|   |   |   |  |    |                              |
|   |   |   |  |    |                              |
|   |   |   |  |    |                              |
|   |   |   |  |    |                              |
| <b>Total</b>                                |   |   |  |    | ▶                            |

- 14**  An organization organized and operated to test for public safety Section 509(a)(4) (See page 7 of the instructions )

**Part IV-A Support Schedule** (Complete only if you checked a box on line 10, 11, or 12 ) **Use cash method of accounting.****Note:** You may use the worksheet in the instructions for converting from the accrual to the cash method of accounting.

| Calendar year (or fiscal year beginning in)   | (a) 2006   | (b) 2005   | (c) 2004   | (d) 2003   | (e) Total             |
|---|------------|------------|------------|------------|-----------------------|
| <b>15</b> Gifts, grants, and contributions received (Do not include unusual grants See line 28 )  | 1,193,306  | 938,086    | 978,376    | 1,190,198  | 4,299,966             |
| <b>16</b> Membership fees received  | 82,600     | 222,000    | 267,050    | 281,050    | 852,700               |
| <b>17</b> Gross receipts from admissions, merchandise sold or services performed, or furnishing of facilities in any activity that is related to the organization's charitable, etc , purpose   | 16,824,770 | 15,093,895 | 14,917,899 | 12,322,273 | 59,158,837            |
| <b>18</b> Gross income from interest, dividends, amounts received from payments on securities loans (section 512(a)(5)), rents, royalties, and unrelated business taxable income (less section 511 taxes) from businesses acquired by the organization after June 30, 1975  | 515,591    | 255,973    | 145,956    | 103,211    | 1,020,731             |
| <b>19</b> Net income from unrelated business activities not included in line 18   |            |            |            |            | 0                     |
| <b>20</b> Tax revenues levied for the organization's benefit and either paid to it or expended on its behalf  |            |            |            |            | 0                     |
| <b>21</b> The value of services or facilities furnished to the organization by a governmental unit without charge Do not include the value of services or facilities generally furnished to the public without charge   |            |            |            |            | 0                     |
| <b>22</b> Other income Attach a schedule Do not include gain or (loss) from sale of capital assets  | 138,852    |            |            |            | 138,852               |
| <b>23</b> Total of lines 15 through 22  | 18,755,119 | 16,509,954 | 16,309,281 | 13,896,732 | 65,471,086            |
| <b>24</b> Line 23 minus line 17   | 1,930,349  | 1,416,059  | 1,391,382  | 1,574,459  | 6,312,249             |
| <b>25</b> Enter 1% of line 23   | 187,551    | 165,100    | 163,093    | 138,967    |                       |
| <b>26 Organizations described on lines 10 or 11:</b>  |            |            |            |            |                       |
| <b>a</b> Enter 2% of amount in column (e), line 24  |            |            |            |            | <b>26a</b>            |
| <b>b</b> Prepare a list for your records to show the name of and amount contributed by each person (other than a governmental unit or publicly supported organization) whose total gifts for 2002 through 2005 exceeded the amount shown in line 26a Do not file this list with your return. Enter the total of all these excess amounts  |            |            |            |            | <b>26b</b> 0          |
| <b>c</b> Total support for section 509(a)(1) test Enter line 24, column (e)   |            |            |            |            | <b>26c</b>            |
| <b>d</b> Add Amounts from column (e) for lines 18 _____ 19 _____<br>22 _____ 26b _____  |            |            |            |            | <b>26d</b>            |
| <b>e</b> Public support (line 26c minus line 26d total)   |            |            |            |            | <b>26e</b>            |
| <b>f</b> Public support percentage (line 26e (numerator) divided by line 26c (denominator))   |            |            |            |            | <b>26f</b>            |
| <b>27 Organizations described on line 12:</b>   |            |            |            |            |                       |
| <b>a</b> For amounts included in lines 15, 16, and 17 that were received from a "disqualified person," prepare a list for your records to show the name of, and total amounts received in each year from, each "disqualified person " Do not file this list with your return. Enter the sum of such amounts for each year<br>(2006) _____ (2005) _____ (2004) _____ (2003) _____  |            |            |            |            |                       |
| <b>b</b> For any amount included in line 17 that was received from each person (other than "disqualified persons"), prepare a list for your records to show the name of, and amount received for each year, that was more than the larger of (1) the amount on line 25 for the year or (2) \$5,000 (Include in the list organizations described in lines 5 through 11b, as well as individuals ) Do not file this list with your return. After computing the difference between the amount received and the larger amount described in (1) or (2), enter the sum of these differences (the excess amounts) for each year<br>(2006) _____ (2005) _____ (2004) _____ (2003) _____ |            |            |            |            |                       |
| <b>c</b> Add Amounts from column (e) for lines 15 _____ 4,299,966 16 _____ 852,700<br>17 _____ 59,158,837 20 _____ 0 21 _____ 0   |            |            |            |            | <b>27c</b> 64,311,503 |
| <b>d</b> Add Line 27a total _____ and line 27b total _____  |            |            |            |            | <b>27d</b>            |
| <b>e</b> Public support (line 27c total minus line 27d total)   |            |            |            |            | <b>27e</b> 64,311,503 |
| <b>f</b> Total support for section 509(a)(2) test Enter amount from line 23, column (e)   |            |            |            |            | <b>27f</b> 65,471,086 |
| <b>g</b> Public support percentage (line 27e (numerator) divided by line 27f (denominator))   |            |            |            |            | <b>27g</b> 9822 89 %  |
| <b>h</b> Investment income percentage (line 18, column (e) (numerator) divided by line 27f (denominator))   |            |            |            |            | <b>27h</b> 155 91 %   |
| <b>28 Unusual Grants:</b> For an organization described in line 10, 11, or 12 that received any unusual grants during 2002 through 2005, prepare a list for your records to show, for each year, the name of the contributor, the date and amount of the grant, and a brief description of the nature of the grant Do not file this list with your return. Do not include these grants in line 15   |            |            |            |            |                       |

**Part V Private School Questionnaire** (See page 7 of the instructions.)  
**(To be completed ONLY by schools that checked the box on line 6 in Part IV)**

|  | Yes        | No |
|--|------------|----|
| <b>29</b> Does the organization have a racially nondiscriminatory policy toward students by statement in its charter, bylaws, other governing instrument, or in a resolution of its governing body?  | <b>29</b>  |    |
| <b>30</b> Does the organization include a statement of its racially nondiscriminatory policy toward students in all its brochures, catalogues, and other written communications with the public dealing with student admissions, programs, and scholarships?   | <b>30</b>  |    |
| <b>31</b> Has the organization publicized its racially nondiscriminatory policy through newspaper or broadcast media during the period of solicitation for students, or during the registration period if it has no solicitation program, in a way that makes the policy known to all parts of the general community it serves?<br>If "Yes," please describe, if "No," please explain (If you need more space, attach a separate statement ) | <b>31</b>  |    |
| _____  |            |    |
| _____  |            |    |
| _____  |            |    |
| <b>32</b> Does the organization maintain the following   | <b>32a</b> |    |
| <b>a</b> Records indicating the racial composition of the student body, faculty, and administrative staff?   | <b>32b</b> |    |
| <b>b</b> Records documenting that scholarships and other financial assistance are awarded on racially nondiscriminatory basis?   | <b>32c</b> |    |
| <b>c</b> Copies of all catalogues, brochures, announcements, and other written communications to the public dealing with student admissions, programs, and scholarships?   | <b>32d</b> |    |
| <b>d</b> Copies of all material used by the organization or on its behalf to solicit contributions?  |            |    |
| If you answered "No" to any of the above, please explain (If you need more space, attach a separate statement )  |            |    |
| _____  |            |    |
| _____  |            |    |
| <b>33</b> Does the organization discriminate by race in any way with respect to  | <b>33a</b> |    |
| <b>a</b> Students' rights or privileges?   | <b>33b</b> |    |
| <b>b</b> Admissions policies?  | <b>33c</b> |    |
| <b>c</b> Employment of faculty or administrative staff?  | <b>33d</b> |    |
| <b>d</b> Scholarships or other financial assistance?   | <b>33e</b> |    |
| <b>e</b> Educational policies?   | <b>33f</b> |    |
| <b>f</b> Use of facilities?  | <b>33g</b> |    |
| <b>g</b> Athletic programs?  | <b>33h</b> |    |
| <b>h</b> Other extracurricular activities?   |            |    |
| If you answered "Yes" to any of the above, please explain (If you need more space, attach a separate statement )   |            |    |
| _____  |            |    |
| _____  |            |    |
| <b>34a</b> Does the organization receive any financial aid or assistance from a governmental agency?   | <b>34a</b> |    |
| <b>b</b> Has the organization's right to such aid ever been revoked or suspended?<br>If you answered "Yes" to either 34a or b, please explain using an attached statement  | <b>34b</b> |    |
| _____  |            |    |
| <b>35</b> Does the organization certify that it has complied with the applicable requirements of sections 4 01 through 4 05 of Rev Proc 75-50, 1975-2 C B 587, covering racial nondiscrimination? If "No," attach an explanation   | <b>35</b>  |    |

**Part VI-A Lobbying Expenditures by Electing Public Charities** (See page 9 of the instructions.)

(To be completed **ONLY** by an eligible organization that filed Form 5768)

Check  **a** if the organization belongs to an affiliated group Check  **b** if you checked "a" and "limited control" provisions apply

**Limits on Lobbying Expenditures**

(The term "expenditures" means amounts paid or incurred )

**(a)**  
Affiliated group  
totals

**(b)**  
To be completed  
for all electing  
organizations

|           |  |           |  |  |
|-----------|--|-----------|--|--|
| <b>36</b> | Total lobbying expenditures to influence public opinion (grassroots lobbying)  | <b>36</b> |  |  |
| <b>37</b> | Total lobbying expenditures to influence a legislative body (direct lobbying)  | <b>37</b> |  |  |
| <b>38</b> | Total lobbying expenditures (add lines 36 and 37)  | <b>38</b> |  |  |
| <b>39</b> | Other exempt purpose expenditures  | <b>39</b> |  |  |
| <b>40</b> | Total exempt purpose expenditures (add lines 38 and 39)  | <b>40</b> |  |  |
| <b>41</b> | Lobbying nontaxable amount Enter the amount from the following table—<br><b>If the amount on line 40 is—</b> <b>The lobbying nontaxable amount is—</b><br>Not over \$500,000                                      20% of the amount on line 40<br>Over \$500,000 but not over \$1,000,000        \$100,000 plus 15% of the excess over \$500,000<br>Over \$1,000,000 but not over \$1,500,000     \$175,000 plus 10% of the excess over \$1,000,000<br>Over \$1,500,000 but not over \$17,000,000    \$225,000 plus 5% of the excess over \$1,500,000<br>Over \$17,000,000                                     \$1,000,000 | <b>41</b> |  |  |
| <b>42</b> | Grassroots nontaxable amount (enter 25% of line 41)  | <b>42</b> |  |  |
| <b>43</b> | Subtract line 42 from line 36 Enter -0- if line 42 is more than line 36  | <b>43</b> |  |  |
| <b>44</b> | Subtract line 41 from line 38 Enter -0- if line 41 is more than line 38  | <b>44</b> |  |  |

**Caution:** If there is an amount on either line 43 or line 44, you must file Form 4720.

**4-Year Averaging Period Under Section 501(h)**

(Some organizations that made a section 501(h) election do not have to complete all of the five columns below  
See the instructions for lines 45 through 50 on page 11 of the instructions )

**Lobbying Expenditures During 4-Year Averaging Period**

| Calendar year (or<br>fiscal year beginning in) ▶         | Lobbying Expenditures During 4-Year Averaging Period |             |             |             |              |
|--|--|-------------|-------------|-------------|--------------|
|  | (a)<br>2007  | (b)<br>2006 | (c)<br>2005 | (d)<br>2004 | (e)<br>Total |
| <b>45</b> Lobbying nontaxable amount                     |  |             |             |             |              |
| <b>46</b> Lobbying ceiling amount (150% of line 45(e))   |  |             |             |             |              |
| <b>47</b> Total lobbying expenditures                    |  |             |             |             |              |
| <b>48</b> Grassroots nontaxable amount                   |  |             |             |             |              |
| <b>49</b> Grassroots ceiling amount (150% of line 48(e)) |  |             |             |             |              |
| <b>50</b> Grassroots lobbying expenditures               |  |             |             |             |              |

**Part VI-B Lobbying Activity by Nonelecting Public Charities**

(For reporting only by organizations that did not complete Part VI-A) (See page 11 of the instructions.)

During the year, did the organization attempt to influence national, state or local legislation, including any attempt to influence public opinion on a legislative matter or referendum, through the use of

- a** Volunteers
- b** Paid staff or management (Include compensation in expenses reported on lines **c** through **h**.)
- c** Media advertisements
- d** Mailings to members, legislators, or the public
- e** Publications, or published or broadcast statements
- f** Grants to other organizations for lobbying purposes
- g** Direct contact with legislators, their staffs, government officials, or a legislative body
- h** Rallies, demonstrations, seminars, conventions, speeches, lectures, or any other means
- i** Total lobbying expenditures (Add lines **c** through **h**.)

| Yes | No | Amount |
|-----|----|--------|
|     |    |        |
|     |    |        |
|     |    |        |
|     |    |        |
|     |    |        |
|     |    |        |
|     |    |        |
|     |    |        |
|     |    |        |

If "Yes" to any of the above, also attach a statement giving a detailed description of the lobbying activities

**Part VII Information Regarding Transfers To and Transactions and Relationships With Noncharitable Exempt Organizations** (See page 12 of the instructions.)

**51** Did the reporting organization directly or indirectly engage in any of the following with any other organization described in section 501(c) of the Code (other than section 501(c)(3) organizations) or in section 527, relating to political organizations?

**a** Transfers from the reporting organization to a noncharitable exempt organization of

- (i) Cash
- (ii) Other assets

**b** Other transactions

- (i) Sales or exchanges of assets with a noncharitable exempt organization
- (ii) Purchases of assets from a noncharitable exempt organization
- (iii) Rental of facilities, equipment, or other assets
- (iv) Reimbursement arrangements
- (v) Loans or loan guarantees
- (vi) Performance of services or membership or fundraising solicitations

**c** Sharing of facilities, equipment, mailing lists, other assets, or paid employees

**d** If the answer to any of the above is "Yes," complete the following schedule. Column (b) should always show the fair market value of the goods, other assets, or services given by the reporting organization. If the organization received less than fair market value in any transaction or sharing arrangement, show in column (d) the value of the goods, other assets, or services received.

|               | Yes | No |
|---------------|-----|----|
| <b>51a(i)</b> |     | No |
| <b>a(ii)</b>  |     | No |
| <b>b(i)</b>   |     | No |
| <b>b(ii)</b>  |     | No |
| <b>b(iii)</b> |     | No |
| <b>b(iv)</b>  |     | No |
| <b>b(v)</b>   |     | No |
| <b>b(vi)</b>  |     | No |
| <b>c</b>      |     | No |

| (a)<br>Line no | (b)<br>Amount involved | (c)<br>Name of noncharitable exempt organization | (d)<br>Description of transfers, transactions, and sharing arrangements |
|----------------|------------------------|--|---|
|                |                        |  |   |
|                |                        |  |   |
|                |                        |  |   |
|                |                        |  |   |
|                |                        |  |   |
|                |                        |  |   |
|                |                        |  |   |
|                |                        |  |   |
|                |                        |  |   |
|                |                        |  |   |
|                |                        |  |   |
|                |                        |  |   |
|                |                        |  |   |
|                |                        |  |   |
|                |                        |  |   |
|                |                        |  |   |
|                |                        |  |   |
|                |                        |  |   |
|                |                        |  |   |
|                |                        |  |   |
|                |                        |  |   |

**52a** Is the organization directly or indirectly affiliated with, or related to, one or more tax-exempt organizations described in section 501(c) of the Code (other than section 501(c)(3)) or in section 527?  Yes  No

**b** If "Yes," complete the following schedule

| (a)<br>Name of organization | (b)<br>Type of organization | (c)<br>Description of relationship |
|-----------------------------|-----------------------------|------------------------------------|
|                             |                             |                                    |
|                             |                             |                                    |
|                             |                             |                                    |
|                             |                             |                                    |
|                             |                             |                                    |
|                             |                             |                                    |
|                             |                             |                                    |
|                             |                             |                                    |
|                             |                             |                                    |
|                             |                             |                                    |
|                             |                             |                                    |
|                             |                             |                                    |
|                             |                             |                                    |
|                             |                             |                                    |
|                             |                             |                                    |
|                             |                             |                                    |
|                             |                             |                                    |
|                             |                             |                                    |
|                             |                             |                                    |
|                             |                             |                                    |
|                             |                             |                                    |



Form 4562

Depreciation and Amortization (Including Information on Listed Property)

OMB No 1545-0172

2007

Department of the Treasury Internal Revenue Service

See separate instructions. Attach to your tax return.

Attachment Sequence No 67

Table with 3 columns: Name(s) shown on return, Business or activity to which this form relates, Identifying number.

Part I Election To Expense Certain Property Under Section 179

Note: If you have any listed property, complete Part V before you complete Part I.

Table with 5 rows for Part I calculations: 1 Maximum amount, 2 Total cost, 3 Threshold cost, 4 Reduction in limitation, 5 Dollar limitation.

Table with 13 rows for Part II calculations: 6-13 (a) Description of property, (b) Cost, (c) Elected cost, 7-13 (a) Description of property, (b) Cost, (c) Elected cost.

Note: Do not use Part II or Part III below for listed property. Instead, use Part V.

Part II Special Depreciation Allowance and Other Depreciation (Do not include listed property)

Table with 4 rows for Part II calculations: 14 Special allowance, 15 Property subject to section 168(f)(1) election, 16 Other depreciation.

Part III MACRS Depreciation (Do not include listed property.)

Section A

Table with 2 rows for Section A: 17 MACRS deductions, 18 If you are electing to group any assets.

Table with 7 columns: (a) Classification of property, (b) Month and year placed in service, (c) Basis for depreciation, (d) Recovery period, (e) Convention, (f) Method, (g) Depreciation deduction.

Section C—Assets Placed in Service During 2007 Tax Year Using the Alternative Depreciation System

Table with 3 rows for Section C: 20a Class life, b 12-year, c 40-year.

Part IV Summary (see instructions)

Table with 3 rows for Part IV: 21 Listed property, 22 Total, 23 For assets shown above.

**Part V Listed Property** (Include automobiles, certain other vehicles, cellular telephones, certain computers, and property used for entertainment, recreation, or amusement.)

**Note:** For any vehicle for which you are using the standard mileage rate or deducting lease expense, complete **only** 24a, 24b, columns (a) through (c) of Section A, all of Section B, and Section C if applicable.

**Section A—Depreciation and Other Information (Caution: See the instructions for limits for passenger automobiles.)**

**24a** Do you have evidence to support the business/investment use claimed?  Yes  No **24b** If "Yes," is the evidence written?  Yes  No

| (a)<br>Type of property (list vehicles first)  | (b)<br>Date placed in service | (c)<br>Business/ investment use percentage | (d)<br>Cost or other basis | (e)<br>Basis for depreciation (business/investment use only) | (f)<br>Recovery period | (g)<br>Method/ Convention | (h)<br>Depreciation/ deduction | (i)<br>Elected section 179 cost |
|--|-------------------------------|--|----------------------------|--|------------------------|---------------------------|--------------------------------|---------------------------------|
| <b>25</b> Special allowance for qualified New York Liberty or Gulf Opportunity Zone property placed in service during the tax year and used more than 50% in a qualified business use (see instructions) |                               |  |                            |  |                        | <b>25</b>                 |                                |                                 |
| <b>26</b> Property used more than 50% in a qualified business use  |                               |  |                            |  |                        |                           |                                |                                 |
|  |                               | %  |                            |  |                        |                           |                                |                                 |
|  |                               | %  |                            |  |                        |                           |                                |                                 |
|  |                               | %  |                            |  |                        |                           |                                |                                 |
| <b>27</b> Property used 50% or less in a qualified business use  |                               |  |                            |  |                        |                           |                                |                                 |
|  |                               | %  |                            |  | S/L -                  |                           |                                |                                 |
|  |                               | %  |                            |  | S/L -                  |                           |                                |                                 |
|  |                               | %  |                            |  | S/L -                  |                           |                                |                                 |
| <b>28</b> Add amounts in column (h), lines 25 through 27 Enter here and on line 21, page 1   |                               |  |                            |  |                        | <b>28</b>                 |                                |                                 |
| <b>29</b> Add amounts in column (i), line 26 Enter here and on line 7, page 1  |                               |  |                            |  |                        |                           | <b>29</b>                      |                                 |

**Section B—Information on Use of Vehicles**

Complete this section for vehicles used by a sole proprietor, partner, or other "more than 5% owner," or related person. If you provided vehicles to your employees, first answer the questions in Section C to see if you meet an exception to completing this section for those vehicles.

|   | (a)<br>Vehicle 1 |    | (b)<br>Vehicle 2 |    | (c)<br>Vehicle 3 |    | (d)<br>Vehicle 4 |    | (e)<br>Vehicle 5 |    | (f)<br>Vehicle 6 |    |
|---|------------------|----|------------------|----|------------------|----|------------------|----|------------------|----|------------------|----|
|   | Yes              | No | Yes              | No | Yes              | No | Yes              | No | Yes              | No | Yes              | No |
| <b>30</b> Total business/investment miles driven during the year (do not include commuting miles) |                  |    |                  |    |                  |    |                  |    |                  |    |                  |    |
| <b>31</b> Total commuting miles driven during the year  |                  |    |                  |    |                  |    |                  |    |                  |    |                  |    |
| <b>32</b> Total other personal(noncommuting) miles driven   |                  |    |                  |    |                  |    |                  |    |                  |    |                  |    |
| <b>33</b> Total miles driven during the year Add lines 30 through 32                              |                  |    |                  |    |                  |    |                  |    |                  |    |                  |    |
| <b>34</b> Was the vehicle available for personal use during off-duty hours?                       |                  |    |                  |    |                  |    |                  |    |                  |    |                  |    |
| <b>35</b> Was the vehicle used primarily by a more than 5% owner or related person?               |                  |    |                  |    |                  |    |                  |    |                  |    |                  |    |
| <b>36</b> Is another vehicle available for personal use?  |                  |    |                  |    |                  |    |                  |    |                  |    |                  |    |

**Section C—Questions for Employers Who Provide Vehicles for Use by Their Employees**

Answer these questions to determine if you meet an exception to completing Section B for vehicles used by employees who are not more than 5% owners or related persons (see instructions).

|  | Yes | No |
|--|-----|----|
| <b>37</b> Do you maintain a written policy statement that prohibits all personal use of vehicles, including commuting, by your employees?  |     |    |
| <b>38</b> Do you maintain a written policy statement that prohibits personal use of vehicles, except commuting, by your employees? See the instructions for vehicles used by corporate officers, directors, or 1% or more owners |     |    |
| <b>39</b> Do you treat all use of vehicles by employees as personal use?   |     |    |
| <b>40</b> Do you provide more than five vehicles to your employees, obtain information from your employees about the use of the vehicles, and retain the information received?   |     |    |
| <b>41</b> Do you meet the requirements concerning qualified automobile demonstration use? (See instructions)   |     |    |

**Note:** If your answer to 37, 38, 39, 40, or 41 is "Yes," do not complete Section B for the covered vehicles

**Part VI Amortization**

| (a)<br>Description of costs  | (b)<br>Date amortization begins | (c)<br>Amortizable amount | (d)<br>Code section | (e)<br>Amortization period or percentage | (f)<br>Amortization for this year |
|--|---------------------------------|---------------------------|---------------------|--|-----------------------------------|
| <b>42</b> Amortization of costs that begins during your 2007 tax year (see instructions) |                                 |                           |                     |  |                                   |
|  |                                 |                           |                     |  |                                   |
| <b>43</b> Amortization of costs that began before your 2007 tax year                     |                                 |                           |                     | <b>43</b>                                | 118,478                           |
| <b>44 Total.</b> Add amounts in column (f) See the instructions for where to report      |                                 |                           |                     | <b>44</b>                                | 118,478                           |

**TY 2007 Gain/Loss from Sale of Public Securities Schedule**

**Name:** Commission on Accreditation of  
Rehabilitation Facilities

**EIN:** 36-6149979

**Gross Sales Price:** 844,517

**Basis:** 743,640

**Sales Expenses:** 0

**Total (net):** 100,877

**TY 2007 Investments - Other Schedule**

**Name:** Commission on Accreditation of  
Rehabilitation Facilities

**EIN:** 36-6149979

| Description             | Book Value | Cost/FMV |
|-------------------------|------------|----------|
| Colsing end funds       | 309,286    | F        |
| Certificates of Deposit | 2,066,757  | F        |
| Money Market            | 274,465    | F        |

**TY 2007 Land etc. Schedule**

**Name:** Commission on Accreditation of  
Rehabilitation Facilities

**EIN:** 36-6149979

| <b>Category /Item</b>  | <b>Cost/Other Basis</b> | <b>Accumulated Depreciation</b> | <b>Book Value</b> |
|------------------------|-------------------------|---------------------------------|-------------------|
| land                   | 374,883                 |                                 | 374,883           |
| furniture and fixtures | 1,684,263               | 1,376,702                       | 307,561           |
| buildings              | 2,042,514               | 578,370                         | 1,464,144         |
| GOODWILL               | 1,528,816               | 1,013,531                       | 515,285           |

**TY 2007 Mortgages and Notes Payable Schedule**

**Name:** Commission on Accreditation of  
Rehabilitation Facilities

**EIN:** 36-6149979

**Total Mortgage Amount:** 866374

**TY 2007 Other Assets Schedule**

**Name:** Commission on Accreditation of  
Rehabilitation Facilities

**EIN:** 36-6149979

| Description         | Beginning of Year Amount | End of Year Amount |
|---------------------|--------------------------|--------------------|
| REFUNDABLE DEPOSITS | 11,753                   | 14,097             |
| other receivables   | 576,711                  | 1,215,437          |

**TY 2007 Other Changes in Net Assets Schedule**

**Name:** Commission on Accreditation of  
Rehabilitation Facilities

**EIN:** 36-6149979

| Description                                     | Amount   |
|---|----------|
| unrealized gain on investments                  | 24,984   |
| Fasb NO 158 adoption                            | -666,694 |
| Correction of prior year intercompany transfers | 116,309  |



**TY 2007 Other Expenses Included Schedule**

**Name:** Commission on Accreditation of  
Rehabilitation Facilities

**EIN:** 36-6149979

| <b>Description</b>  | <b>Amount</b> |
|---|---------------|
| Expenses netted on financial statements presented gross on tax return | -26,684       |

## TY 2007 Other Liabilities Schedule

**Name:** Commission on Accreditation of  
Rehabilitation Facilities

**EIN:** 36-6149979

| Description                    | Beginning of Year Amount | End of Year Amount |
|--------------------------------|--------------------------|--------------------|
| Liability for pension benefits | 0                        | 666,289            |

**TY 2007 Other Revenues Included Schedule**

**Name:** Commission on Accreditation of  
Rehabilitation Facilities

**EIN:** 36-6149979

| Description   | Amount  |
|---|---------|
| Expenses netted on financial statements presented gross on tax return | -26,684 |

## TY 2007 Other Income Schedule

**Name:** Commission on Accreditation of  
Rehabilitation Facilities

**EIN:** 36-6149979

| Description              | 2006    | 2005 | 2004 | 2003 | Total   |
|--------------------------|---------|------|------|------|---------|
| gain from sale of assets | 138,852 |      |      |      | 138,852 |

**Form 990, Part VIII - Relationship of Activities to the Accomplishment of Exempt Purposes:**

| <b>Line No.</b><br>▼ | <b>Explain how each activity for which income is reported in column (E) of Part VII contributed importantly to the accomplishment of the organization's exempt purposes (other than by providing funds for such purposes).</b>   |
|----------------------|--|
| 93a                  | various reimbursements for airline tickets, postage and other expenses   |
| 93b                  | fees for educational literature related to standards and improvement of rehabilitation facilities' operations which is one of the exempt purposes  |
| 93c                  | fees for national seminars conducted to further the exempt purpose of improvement of rehabilitation facilities' operations   |
| 93d                  | fees for conducting site visits to rehabilitation facilities applying for accreditation surveys which furthers the exempt purpose to promote the health and rehabilitation of people with disabilities through application of standards or operation for rehabilitation activities |
| 94                   | assessment of member organizations who support the organization and are dedicated to furthering the exempt purpose   |

**Form 990, Part V-A - Current Officers, Directors, Trustees, and Key Employees:**

| <b>(A) Name and address</b>  | <b>(B) Title and average hours per week devoted to position</b> | <b>(C) Compensation (If not paid, enter -0-.)</b> | <b>(D) Contributions to employee benefit plans &amp; deferred compensation plans</b> | <b>(E) Expense account and other allowances</b> |
|--|---|---|--|---|
| Kevin C Baack PhD<br>4891 E Grant Road<br>tucson, AZ 85712           | Director<br>2 00  | 0   | 0  | 0   |
| Linda A Kohlman Thomson MOT<br>4891 E Grant Road<br>Tucson, AZ 85712 | director<br>2 00  | 0   | 0  | 0   |
| Marvin Mashner<br>4891 E Grant Road<br>tucson, AZ 85712              | director<br>2 00  | 0   | 0  | 0   |
| Susanne M Bruyere PHD CRC<br>4891 E Grant Road<br>Tucson, AZ 85712   | Director<br>2 00  | 0   | 0  | 0   |
| Thomas J Buckley EDD<br>4891 E Grant Road<br>tucson, AZ 85712        | director<br>2 00  | 0   | 0  | 0   |

**Form 990, Part V-A - Current Officers, Directors, Trustees, and Key Employees:**

| <b>(A) Name and address</b>                                   | <b>(B) Title and average hours per week devoted to position</b> | <b>(C) Compensation (If not paid, enter -0-.)</b> | <b>(D) Contributions to employee benefit plans &amp; deferred compensation plans</b> | <b>(E) Expense account and other allowances</b> |
|---|---|---|--|---|
| Brian Boon<br>4891 E Grant Road<br>Tucson, AZ 85712           | President<br>CEO<br>40 00                                       | 517,514   | 59,835   | 0   |
| Darren M Lehrfeld<br>4891 E Grant Road<br>Tucson, AZ 85712    | General Counsel<br>40 00  | 144,144   | 42,401   | 0   |
| Andrea Ballard<br>4891 E Grant Road<br>Tucson, AZ 85712       | CFO<br>40 00  | 30,909  | 1,450  | 0   |
| Cindy Johnson<br>4891 E Grant Road<br>Tucson, AZ 85712        | Chief Resource Strategic<br>Dev office<br>40 00                 | 134,615   | 33,843   | 0   |
| Rick Forkosh<br>4891 E Grant Road<br>Tucson, AZ 85712         | Chair<br>2 00   | 0   | 0  | 0   |
| James T McDeavitt MD<br>4891 E Grant Road<br>Tucson, AZ 85712 | Past Chair<br>2 00  | 0   | 0  | 0   |
| Cathy Ellis PT<br>4891 E Grant Road<br>Tucson, AZ 85712       | Director<br>2 00  | 0   | 0  | 0   |
| Cheryl Gagne SCD CRC<br>4891 E Grant Road<br>Tucson, AZ 85712 | Director<br>2 00  | 0   | 0  | 0   |
| Herb Zaretsky<br>4891 E Grant Road<br>Tucson, AZ 85712        | Director<br>2 00  | 0   | 0  | 0   |
| Kayda Johnson<br>4891 E Grant Road<br>Tucson, AZ 85712        | Director<br>2 00  | 0   | 0  | 0   |

## Additional Data

**Software ID:**

**Software Version:**

**EIN:** 36-6149979

**Name:** Commission on Accreditation of  
Rehabilitation Facilities

### Form 990, Part II, Line 43 - Other expenses not covered above (itemize):

| <i>Do not include amounts reported on line 6b, 8b, 9b, 10b, or 16 of Part I.</i> |            | (A) Total | (B) Program services | (C) Management and general | (D) Fundraising |
|--|------------|-----------|----------------------|----------------------------|-----------------|
| <b>a</b> PUBLICATIONS-RESALE & NOT FOR RESALE                                    | <b>43a</b> | 146,862   | 138,499              | 8,363                      |                 |
| <b>b</b> SUPPLEMENTAL SERVICES   | <b>43b</b> | 153,226   | 143,124              | 10,102                     |                 |
| <b>c</b> TRAINING STAFF DEVELOPMENT & CONTINUING EDUCATION                       | <b>43c</b> | 270,654   | 261,648              | 9,006                      |                 |
| <b>d</b> OTHER ACTIVITY EXPENSE  | <b>43d</b> | 13,043    | 479                  | 12,564                     |                 |
| <b>e</b> EXTERNAL CONSULTANTS  | <b>43e</b> | 726,555   | 21,825               | 704,730                    |                 |
| <b>f</b> DUES AND SUBSCRIPTIONS  | <b>43f</b> | 60,974    | 53,381               | 7,593                      |                 |
| <b>g</b> OTHER MISC EXPENSES   | <b>43g</b> | 484,179   | 63,570               | 420,609                    |                 |
| <b>h</b> Surveyor payroll  | <b>43h</b> | 1,243,130 | 1,243,130            |                            |                 |
| <b>i</b> RENT EXPENSE  | <b>43i</b> | 200,211   | 171,289              | 28,922                     |                 |
| <b>j</b> investment fees   | <b>43j</b> | 26,684    |                      | 26,684                     |                 |